

## PRO ECO 120W 24V 5A

**Weidmüller Interface GmbH & Co. KG**  
 Klingenbergstraße 26  
 D-32758 Detmold  
 Germany

www.weidmueller.com



You are looking for a reliable power supply with basic functions.  
 With PROeco we can offer you low-cost switch-mode power supply units with high efficiency and system capability. Let's connect.  
 In the series production of machines, in particular, switch-mode power supply units with above-average performance values can deliver genuine competitive advantages.  
 The low-cost PROeco series offers all the basic functions and delivers impressively high performance and flexibility.  
 Our PROeco switch-mode power supply units feature a compact design, high efficiency and are extremely easy to maintain. Thanks to temperature protection, short-circuit and overload resistance they can be universally used in all applications.  
 Wide-ranging safety functions and compatibility with our diode and capacitance modules, together with UPS components for setting up a redundant power supply, characterise solutions with PROeco.

### General ordering data

Version	Power supply, switch-mode power supply unit, 24 V
Order No.	<a href="#">1469480000</a>
Type	PRO ECO 120W 24V 5A
GTIN (EAN)	4050118275476
Qty.	1 Stück

## PRO ECO 120W 24V 5A

**Weidmüller Interface GmbH & Co. KG**  
 Klingenbergstraße 26  
 D-32758 Detmold  
 Germany

www.weidmueller.com

## Technische Daten

### Dimensions and weights

Depth	100 mm	Depth (inches)	3.937 inch
Height	125 mm	Height (inches)	4.921 inch
Width	40 mm	Width (inches)	1.575 inch
Net weight	675 g		

### Temperatures

Storage temperature	-40 °C...85 °C	Operating temperature	-25 °C...70 °C
---------------------	----------------	-----------------------	----------------

### Input

AC current consumption	1,26 A @ 230 V AC / 2,24 A @ 110 V AC	AC input voltage range	85...264 V AC (derating at 100 V AC)
Connection system	Screw connection	DC current consumption	0,39 A @ 370 V DC / 1,16 A @ 120 V DC
DC input voltage range	80...370 V DC (Derating @ 120 V DC)	Frequency range AC	47...63 Hz
Input frequency	47...63 Hz	Input fuse (internal)	Yes
Inrush current	max. 40 A	Nominal power consumption	137.9 VA
Rated input voltage	100...240 V AC	Recommended back-up fuse	4 A / DI, safety fuse 6 A, Char. B, circuit breaker 3...5 A, Char. C, circuit breaker
Surge protection	Varistor		

### Output

Capacitive load	unrestricted	Connection system	Screw connection
Continuous output current @ $U_{Nominal}$	5 A @ 55 °C, 3,75 A @ 70 °C	Nominal output current for $U_{nom}$	5 A at 55 °C
Output power	120 W	Output voltage, max.	28 V
Output voltage, min.	22 V	Output voltage, note	(adjustable via potentiometer)
Overload protection	Yes	Parallel connection option	yes, max. 5
Protection against inverse voltage	Yes	Ramp-up time	≤ 100 ms
Rated output voltage	24 V DC ± 1 %	Residual ripple, breaking spikes	<50 mV <sub>pp</sub> @ 24 V DC, $I_N$

### General data

AC failure bridging time @ $I_{nom}$	> 80 ms @ 230 V AC / > 20 ms @ 115 V AC	Degree of efficiency	87 %
Earth leakage current, max.	3.5 mA	Housing version	Metal, corrosion resistant
Indication	Green LED ( $U_{output} > 21.6$ V DC), Yellow LED ( $I_{output} > 90 \% I_{Rated}$ typ. ), red LED (overload, overtemperature, short-circuit, $U_{output} < 20.4$ V DC)	Max. perm. air humidity (operational)	5 %...95 % RH
Mounting position, installation notice	on terminal rail TS 35	Power factor (approx.)	> 0.5...230 V AC / > 0.53...115 V AC
Power loss, idling	4 W	Power loss, nominal load	15 W
Protection against over-heating	Yes	Protection against reverse voltages from the load	30...35 V DC
Protection degree	IP20	Short-circuit protection	Yes
Surge voltage category	II		

Erstellungs-Datum September 26, 2024 12:20:57 PM CEST

Katalogstand 14.09.2024 / Technische Änderungen vorbehalten

## PRO ECO 120W 24V 5A

**Weidmüller Interface GmbH & Co. KG**  
 Klingenbergstraße 26  
 D-32758 Detmold  
 Germany

www.weidmueller.com

## Technische Daten

### EMC / shock / vibration

Interference immunity test acc. to	EN 61000-4-2 (ESD), EN 61000-4-3 (RS), EN 61000-4-4 (burst), EN 61000-4-5 (surge), EN 61000-4-6 (conducted), EN61000-4-8 (Fields), EN61000-4-11 (Dips)	Limiting of mains voltage harmonic currents	According to EN 61000-3-2
Noise emission in accordance with EN55032	Class B	Shock resistance IEC 60068-2-27	15 g In all directions
Vibration resistance IEC 60068-2-6	1 g according to EN 50178		

### Insulation coordination

Insulation voltage input / earth	2 kV	Insulation voltage output / earth	0.5 kV
Insulation voltage, input/output	3 kV	Pollution severity	2
Protection class	I, with PE connection	Surge voltage category	II

### Electrical safety (applied standards)

Electrical machine equipment	Acc. to EN60204	For use with electronic equipment	Acc. to EN50178 / VDE0160
Protection against dangerous shock currents	Acc. to VDE0106-101	Protective separation / protection against electrical shock	VDE0100-410 / acc. to DIN57100-410
Safety extra-low voltage	SELV acc. to IEC 60950-1, PELV according to EN 60204-1	Safety transformers for switch-mode power supplies	According to EN 61558-2-16

### Connection data (input)

Conductor cross-section, AWG/kcmil , max.	12 AWG	Conductor cross-section, AWG/kcmil , min.	26 AWG
Conductor cross-section, flexible , min.	0.5 mm <sup>2</sup>	Conductor cross-section, rigid , max.	6 mm <sup>2</sup>
Conductor cross-section, rigid , min.	0.5 mm <sup>2</sup>	Connection system	Screw connection
Number of terminals	3 for L/N/PE	Tightening torque, max.	0.6 Nm
Tightening torque, min.	0.5 Nm	Wire connection cross section, flexible (input), max.	2.5 mm <sup>2</sup>

### Connection data (output)

Conductor cross-section, AWG/kcmil , max.	12 AWG	Conductor cross-section, AWG/kcmil , min.	26 AWG
Conductor cross-section, flexible , max.	2.5 mm <sup>2</sup>	Conductor cross-section, flexible , min.	0.5 mm <sup>2</sup>
Conductor cross-section, rigid , max.	6 mm <sup>2</sup>	Conductor cross-section, rigid , min.	0.5 mm <sup>2</sup>
Connection system	Screw connection	Number of terminals	6 (++,-, 13, 14)
Tightening torque, max.	0.6 Nm	Tightening torque, min.	0.5 Nm

### Signalling

Contact load (NO contact)	max. 30 V DC / 1 A	Floating contact	Yes
Relay on/off	Output voltage >21.6 V DC/ <20.4 V DC, overload		

## PRO ECO 120W 24V 5A

**Weidmüller Interface GmbH & Co. KG**  
 Klingenbergstraße 26  
 D-32758 Detmold  
 Germany

www.weidmueller.com

## Technische Daten

### Classifications

ETIM 6.0	EC002540	ETIM 7.0	EC002540
ETIM 8.0	EC002540	ETIM 9.0	EC002540
ECLASS 9.0	27-04-07-01	ECLASS 9.1	27-04-07-01
ECLASS 10.0	27-04-07-01	ECLASS 11.0	27-04-07-01
ECLASS 12.0	27-04-07-01	ECLASS 13.0	27-04-07-01
ECLASS 14.0	27-04-07-01		

### Environmental Product Compliance

REACH SVHC	Lead 7439-92-1
SCIP	6d8cdf22-8230-4af8-86c8-3558c716666d
RoHS Compliance Status	Compliant with exemption
RoHS Exemption (if applicable/known)	7a, 7cl

### Approvals

Approvals



ROHS	Conform
UL File Number Search	UL Website
Certificate no. (cULus)	E258476

### Downloads

Approval/Certificate/Document of Conformity	<a href="#">UL508 CSA C22.2 Certificate.pdf</a> <a href="#">Declaration of Conformity</a> <a href="#">UK Conformity Assessed</a>
Engineering Data	<a href="#">CAD data – STEP</a>
User Documentation	<a href="#">Operating instructions</a>
Catalogues	<a href="#">Catalogues in PDF-format</a>

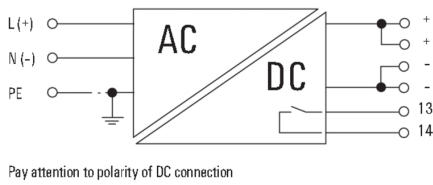
## PRO ECO 120W 24V 5A

**Weidmüller Interface GmbH & Co. KG**  
 Klingenbergstraße 26  
 D-32758 Detmold  
 Germany

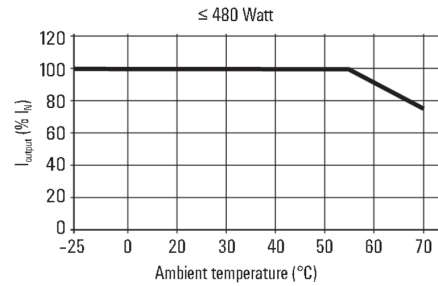
www.weidmueller.com

## Zeichnungen

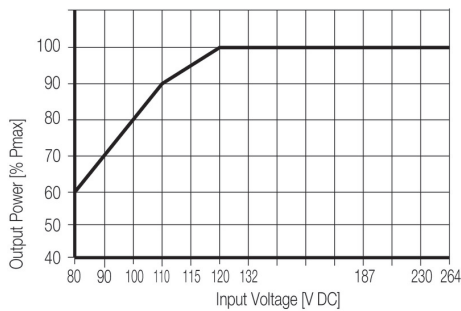
### Electric symbol



### Derating curve



### Derating curve



### Derating curve

